



FIRE TEST REPORT

2795

6495177049

Lab. Ref. No.:	FST38865 Iss 1	S.O No.:	L19973	Page 1 of 2
Material:	VFR803			
Customer:	VIKING EXTRUSIONS LTD	P.O. No.:	PO24873	
Date of Test:	01/08/2018	Rel. Note No.:	N/A	
Specimen Conditioning:	24hr. min. at 22.5 +/- 1.5°C and 50 +/- 5% RH	Test Plan / Document	N/A	

TEST METHOD / SPECIFICATION	TEST RESULT			MEAN	CRITERIA (max. average)	PASS/FAIL
	1	2	3			
FLAMMABILITY						
F1 CS 25.853(a) Amdt.21 App.F Pt.I(a)(1)(i) & (b)(4) 60s. Vert.	Afterflame (sec)				15 sec.	
	Burn Length (in)				6 in.	
	Drip Extng Time (sec)				3 sec.	
F2 CS 25.853(a) Amdt.21 App.F Pt.I(a)(1)(ii) & (b)(4) 12s. Vert.	Afterflame (sec)				15 sec.	
	Burn Length (in)				8 in.	
	Drip Extng Time (sec)				5 sec.	
F3 CS 25.853(a) Amdt.21 App.F Pt.I(a)(1)(iv) & (b)(5) 15s. Horiz.	Burn Rate (in/min)	0.00	0.00	0.00	2.5 in/min.	PASS
F4 CS 25.853(a) Amdt.21 App.F Pt.I(a)(1)(v) & (b)(5) 15s Horiz.	Burn Rate (in/min)				4.0 in/min.	
F5 CS 25.855(d) Amdt.21 App.F Pt.I(a)(2)(ii) & (b)(6) 30sec/45°	Afterflame (sec)				15 sec.	
	Afterglow (sec)				10 sec.	
	Flame Penetration				NONE	
F6 CS 25.1713(c) Amdt.21 App.F Pt.I(a)(3) (b)(7) 30sec/60°	Afterflame (sec)				30 sec.	
	Burn Length (in)				3 in.	
	Drip Extng Time (sec)				3 sec.	
F7 HEAT RELEASE * CS 25.853(d) Amdt 21 App.F Pt.IV (e) & (g)	Peak HR (kW/m ²)				65(kW/m ²)	
	2 min THR (kWmin/m ²)				65(kWmin/m ²)	
F8 SMOKE EMISSION * CS 25.853(d) Amdt 21 App.F Pt.V(a) & (b)	Ds Max in 4 min. (Flaming)				200	
F9 SMOKE EMISSION * ABD0031 IssF ABD0031 IssF	Ds Max in 4 min. (Flaming)	37.01	35.28	42.04	38.11	PASS
	(Non Flaming)					
F10 TOXIC GAS EMISSION (ppm) ABD0031 IssF	CO (Flaming)	113.00	110.00		112	PASS
	CO (Non-Flaming)				1000	PASS
	HCN (Flaming)	<1	<1		150	PASS
	HCN (Non-Flaming)				150	PASS
	HF (Flaming)	<1	<1		100	PASS
	HF (Non-Flaming)				100	PASS
	HCL (Flaming)	<1	<1		150	PASS
	HCL (Non-Flaming)				150	PASS
SO ₂ (Flaming)	<1	<1		100	PASS	
SO ₂ (Non-Flaming)				100	PASS	
NO _x (Flaming)	<1	<1		100	PASS	
NO _x (Non-Flaming)				100	PASS	

* SEE ATTACHED GRAPHS FILENAMES: FST38865F.REP

The results detailed above relate only to the items tested.

COMMENTS; Samples Extinguished and Failed to Reach Timing Marker (F3)

Flammability: Flame Temp. (Min. 843C (1550F)): 861°C Heat Release: Calibration Factor: 0.3185 kW/mV
Smoke Emission: Heat Flux (25 +/- 0.5kW/m²): 25.2 Heat Flux (35 +/- 0.5kW/m²):

TESTED BY:

NAME: S. ELLIS
TITLE: Test Laboratory Engineer
DATE: 02/08/2018

AUTHORISED BY:

NAME: D. Heyes-Fisher
TITLE: Test Laboratory Team Leader
DATE: 02/08/2018

UNCERTAINTY OF MEASUREMENT

Flammability - Afterflame/Drip Extng Time +/- 0.7sec, Burnlength +/- 0.1in, Burn Rate +/- 0.1in/min Heat Release - +/- 1.5% Smoke Emission - +/- 4% Toxic Gas Emission - +/- 15%



FIRE TEST REPORT

2795

6495177049

Lab. Ref. No.:	FST38865 Iss 1	S.O No.:	L19973	Page 2 of 2
Material:	VFR803			
Customer:	VIKING EXTRUSIONS LTD	P.O. No.:	PO24873	
Date of Test:	01/08/2018	Rel. Note No.:	N/A	
Specimen Conditioning:	24hr. min. at 22.5 +/- 1.5°C and 50 +/- 5% RH	Test Plan / Document	N/A	

Test Laboratory Equipment Used

"H" Number	"P" Number	Instrument	Serial No.	Expiry Date	Item Used For Test
Flammability					
421	012	Vertical Flam Chamber	N/A	05 July 2019	
422	013	Horizontal Flam Chamber	N/A	05 July 2019	*
-	159	45/60° flamm chamber	N/A	20 October 2018	
-	204	RS Pro RS-1384 TEMP LOGGER	171201074	21 May 2019	*
-	194	STOP WATCH	39169-TM	13 November 2018	*
-	189	12" Steel rule	678-012	29 August 2018	*
Heat Release					
270	001	OSU Chamber	K11234	01 August 2018	
-	072	Vatell TG1000-1	9022	12 January 2019	
490	099	Data Acquisition/Switch Unit	MY41028196	16 October 2018	
586	146	16 Channel Reed Multiplexer	MY41017297	16 October 2018	
Smoke Emission & Toxic Gas					
524	121	FTT Smoke Box	1111527	05 October 2018	*
-	200	Radiometer	18338	03 April 2019	*
-	196	Testo 350 Flue Gas Anylizer	2293549	12 April 2019	*
-	157	Dräger X-act 500	ERHC-0041	04 April 2019	*
-	158	Dräger X-act 500	ERHC-0135	13 April 2019	*
Conditioning Chamber					
-	130	Conditioning Chamber SU700V	59987	08 February 2019	*
-	195	Conditioning Chamber TAS (4057)	26820712	15 July 2019	

COMMENTS

CALIBRATION/EQUIPMENT CHECKED BY:

NAME:
TITLE:
DATE:

S. ELLIS
Test Laboratory Engineer
02/08/2018



Smoke Density Chamber Test Report

Report filename C:\SMOKEBOX\DATA\Astme662\FST38865F.rep
 Standard ASTM E 662
 Laboratory
 Date of report 1 August 2018

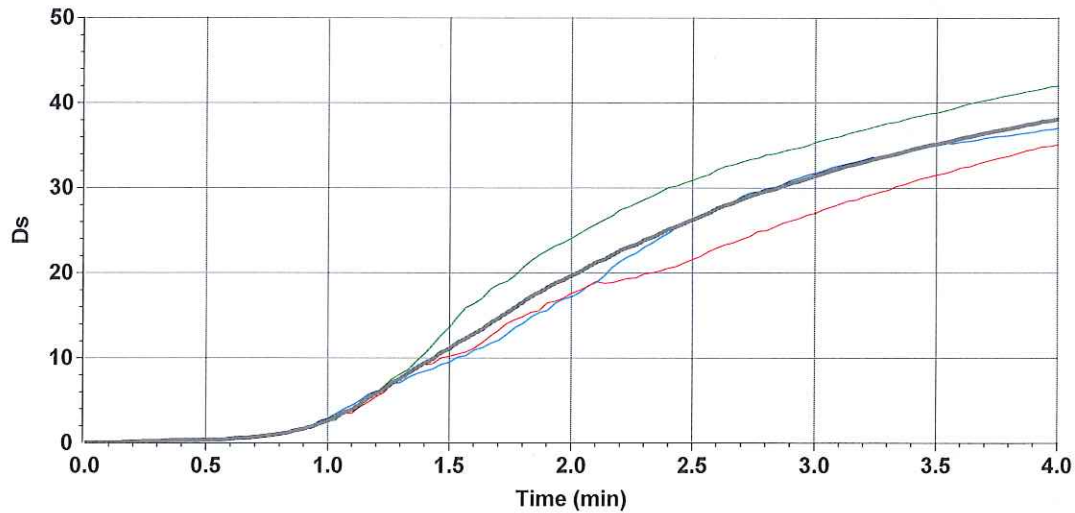
Specimen Information

Test name FST38865 VFR803
 Conditioned? Yes
 Conditioning temperature 23°C
 Conditioning RH 50%

Test Results

Flaming tests

Test	Dm (-)	t(Dm) (s)	Duration (s)
Mean	38.11	240.7	240
F 1	37.01	240	240
F 2	35.28	241	240
F 3	42.04	241	240



The test results relate to the behaviour of the test specimens of a product under the particular conditions of the test; they are not intended to be the sole criterion for assessing the potential fire hazard of the product in use.

AVIC Cabin Systems (UK) Limited
26 Pembroke Avenue
Waterbeach
Cambridgeshire
United Kingdom, CB25 9QR
Tel: +44 1223 44 1000
www.aviccabinssystemsuk.com



2795

UKAS IEC/ISO 17025:2017

Nadcap Non-Metallic Materials Testing

An Airbus Approved Test House
ARP-ID 135583

Fire Safety Test Report

Lab Reference No: FST51254 Issue 1

Sales Order No: SE16912

Customer: VIKING EXTRUSIONS

Purchase Order No: 29192

Material/Part No: JOB NO: 56470. SHORE HARDNESS: VFR803. BATCH NO: 2222604. CURE DATE: 13-09-22

Date of Test: 20 October 2022

Conditioning: EASA - 24hr. min. at 21 +/- 3°C and 50 +/- 5% RH

Time In: 17/10/2022 10.00 **Time Out:** 20/10/2022 12.00

Release Note No: N/A

Test Plan / Document: N/A

Tests Results

Test Method/ Specification	F4 CS 25.853(a) Amdt.27 App.F Pt.1(a)(1)(v) & (b)(5) 15 second horizontal
-----------------------------------	--

	TEST RESULT					MEAN	CRITERIA (max average)	PASS/ FAIL
	1	2	3	4	5			
Burn Rate (in/min)	0.00	0.00	0.00			0.00	4.0 in/min.	PASS

Comments & Observations	Sample failed to ignite and reach timing marker
------------------------------------	---

Compiled By:

I here by attest that this report has been generated in accordance with customer and regulatory requirements; recorded results reflect the test activity and test requirement.

Name Steve Ellis
Title Test Laboratory Engineer
Date 21 October 2022

Signed & Stamped




Tested By:

I here by attest that test(s) have been conducted in accordance with customer and regulatory requirements, and all equipment is within calibration and fit for function; recorded results reflect the test activity and test requirement.

Name Steve Ellis
Title Test Laboratory Engineer
Date 21 October 2022

Signed & Stamped





Approved By:

I here by attest that this report and stated results have been generated in accordance with customer and regulatory requirements; recorded results reflect the test activity and test requirement.

Name Dominic Moore
Title Head of Quality
Date 21 October 2022

Signed & Stamped




Equipment Used

Unique "P" No.	Description	Next Calibration Date
P234	CONDITIONING CHAMBER	12 November 2022
P342	DIGITAL THERMOMETER	21 July 2023
P013	HORIZONTAL FLAM CHAMBER	22 June 2023
P333	STEEL RULE	26 October 2022
P337	STOPWATCH	03 March 2023
P331	THERMOCOUPLE	21 July 2023

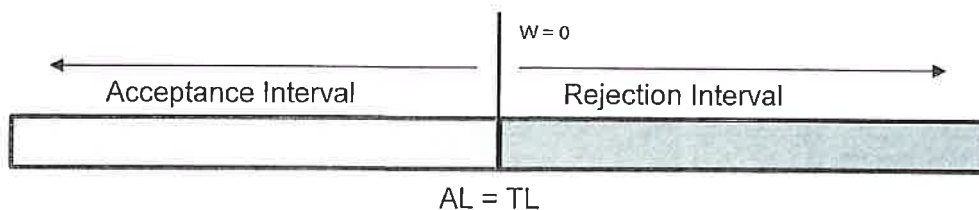
Notes

- Note 1** Results detailed in this report relate only to the item(s) tested, as submitted by the customer.
- Note 2** This test report **will not** be reproduced, except in full, without written approval from the laboratory.
- Note 3** Opinions and Interpretations are not accredited.
- Note 4** The material identification and/or descriptions have been supplied by the customer and has not been verified by AVIC Cabin Systems (UK) Limited.
- Note 5** The laboratory activities related to these results have been performed under our UKAS and Nadcap scopes of approval/accreditation. Results are reported as accredited, except in indicative instances.

Note 6 Decision Rule

The laboratory at AVIC Cabin Systems (UK) Limited employs the "Simple Acceptance" or "Shared Risk" decision rule as a default (unless otherwise specified by the customer). This is a binary decision rule, the acceptance limit (AL) is considered equal to the tolerance limit (TL) and the guard band (w), equal to length 0. Therefore, the **specific risk** can be up to 50% probability of false acceptance (PFA), as referenced in ILAC-G8:09/2019.

PASS - Result is below the acceptance limit, AL = TL
FAIL - Result is above the acceptance limit, AL = TL



Note 7 Uncertainty of measurement

Flammability - Afterflame/Drip Exiting Time +/- 0.7sec, Burnlength +/- 0.1in, Burn Rate +/- 0.1in/min
 Smoke Emission - +/- 4%, Toxic Gas Emission - +/- 15%